



LOFTNESS

SPECIALIZED EQUIPMENT. UNLIMITED INNOVATION.

Standard 12|22

MultiCrop Shredder

Standard 24|30

MultiCrop Shredder

Draper 15|20

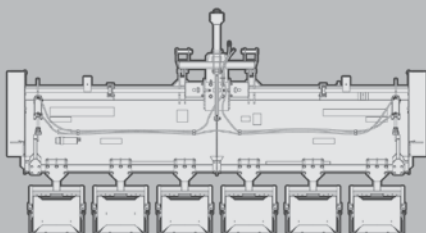
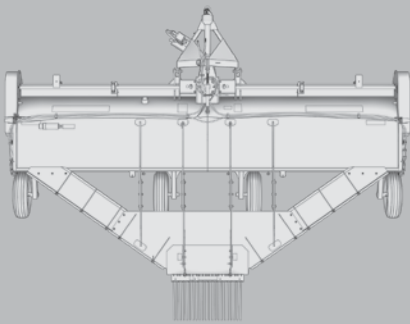
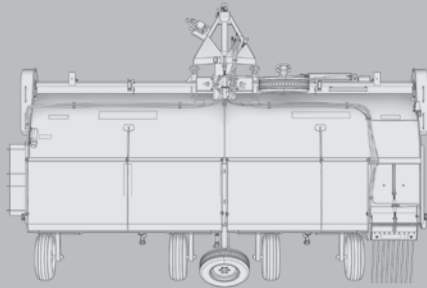
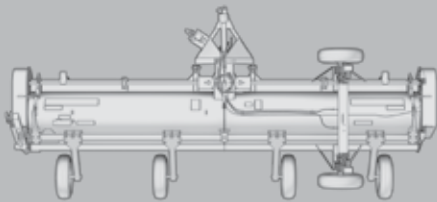
Windrow
Side Discharge Shredder

Windrower 15|20

Center Discharge Shredder

Vegetable 12|24

MultiCrop Shredder



HIGH PERFORMANCE RESIDUE MANAGEMENT EQUIPMENT



COMPLETELY CUSTOMIZABLE TO FIT ANY OPERATION.



// *Standard Shredders*



// *Windrowers*



// *Vegetable Shredders*

No two farming operations are alike, and neither are crop shredders. At Loftness, the choice is yours. Although CropLogix shredders come standard with heavy-duty features that efficiently shred the toughest crop residue, numerous options allow a custom fit for the highest performance for your unique operation.

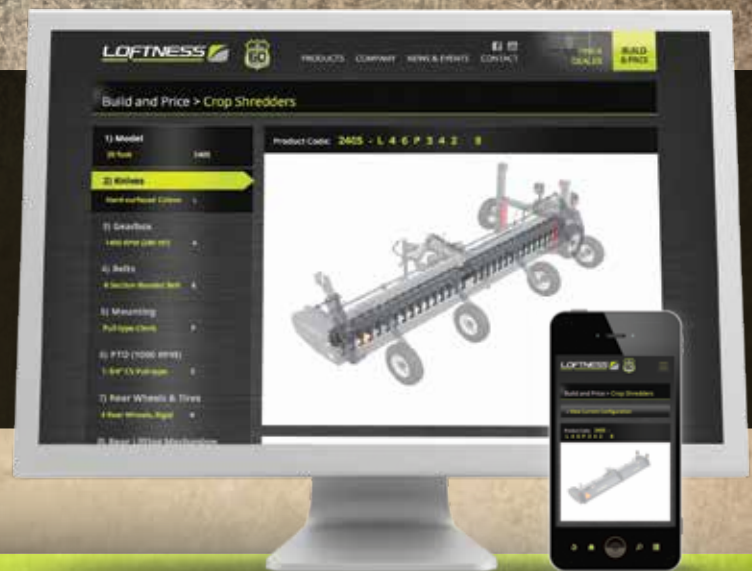
Choose from standard, vegetable, or windrowing shredders (side or center discharge), available in widths from 12 to 30 feet. Then fit them with one of several knives, including high residue, combination, hard-surfaced cotton, hard-surfaced cupped or hard-surfaced high residue, that best matches your residue and performance requirements. Finally, choose from features and options that include belts, gearboxes, PTOs, front and rear wheels and tires.

The result is a one-of-a-kind implement – built to the highest manufacturing standards – that will perform to your exact specifications, day in and day out.



BUILD & PRICE TOOL

Want to eye before you buy? Choose the features and options you're looking for in a CropLogix crop shredder with our online Build and Price tool. Then contact your local dealer to find out how your vision can become reality: loftness.com/build-and-price



Standard 12|22
MultiCrop Shredder

Standard 24|30
MultiCrop Shredder

Draper 15|20
Windrow
Side Discharge Shredder

Windrower 15|20
Center Discharge Shredder

Vegetable 12|24
MultiCrop Shredder

CROPLOGIX
RESIDUE MANAGEMENT EQUIPMENT

LOFTNESS
SPECIALIZED EQUIPMENT. UNLIMITED INNOVATION.

Standard 12|22
MultiCrop Shredder

Standard 24|30
MultiCrop Shredder

EXTREME MULTICROP SHREDDING PERFORMANCE

Crop residue management operations are brutal on equipment, which is why Loftness has become a leader in crop shredding technology that offers reliability, versatility and speed.

The Standard 12|22 and Standard 24|30 MultiCrop Shredders are premium choices for pull-type configurations. Each is completely customizable to fit your application or crop residue needs. Choose from 10 size choices ranging from 12 to 30 feet wide to match row spacing and tractor horsepower. Then handpick everything, from belts and tires to mounting and PTO options, so the MultiCrop Shredder you order is exactly what you need, and nothing less.

TRANSPORT SYSTEM



Six options of road transport systems available on all models, except those equipped with bed rollers.

BELT SYSTEM



Four- or six-banded belt choices for higher horsepower tractors and extreme use.

MOUNTING



Pick from **three choices** (pull-type, semi- or fully-mounted) based on user preference and mobility.

Five knife choices to suit specific crops and residue situations.



WHEELS AND TIRES

Six options offer different mounting configurations and varying levels of flotation.



PTO

Six choices for different tractor sizes, mounting configurations and increased protection from damage.



GEARBOXES

Three options for crop type, power requirements, particle size and ground speed.

SEE THE FULL LIST OF FEATURES AND SPECS AT **LOFTNESS.COM** or call 800-828-7624.



Windrow
Draper 15|20
Side Discharge Shredder

Windrower 15|20
Center Discharge Shredder

FIELD PROVEN SHREDDING AND WINDROW EFFICIENCY

Unpredictable markets and the demand for biomass are turning crop residue into a profit center. Continuous and consistent output is always an advantage, and Loftness shredders are built to deliver the highest performance possible.

The Windrower 15|20 Center Discharge Shredder and Draper 15|20 Side Discharge Shredder offer peak efficiency and productivity. The Draper is designed to optimize the power and suction provided by cupped knives and a main rotor speed of 1,450 RPM. Also, the added benefit of placing two windrows next to each other greatly increases the efficiency of baling. Meanwhile, the Windrower combines a unique tunnel design with our exclusive hard-surface cupped knives to produce the optimal particle size for baling corn fodder and other kinds of residue.

Both the Draper and Windrower are completely customizable to fit your residue management needs.

KNIVES



Unique pattern of hard-surfaced cupped knives **increases suction and efficiency.**

REAR LIFT



Hydraulic cylinders provide **precise height adjustment** for fine-tuning performance and chop.

MOUNTING



Available with pull-type hitch.

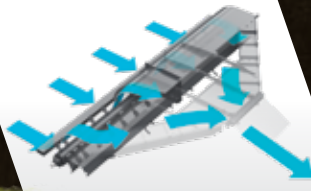
High-speed draper resists clogging and jamming while moving a massive amount of shredded crop material to the side diffuser.

DRAPER
SIDE DISCHARGE



The full-length rear shield design allows high-speed air and particles to flow freely to the diffuser.

WINDROWER
CENTER DISCHARGE



WHEELS AND TIRES



Configuration based on either a 20-foot four-wheel or 15-foot three-wheel setup.

PTO



Two choices for different tractor sizes, mounting configurations and increased protection from damage.

GEARBOXES



Comes standard with a 1,450-RPM unit rated to 280 HP.

SEE THE FULL LIST OF FEATURES AND SPECS AT **LOFTNESS.COM**
or call 800-828-7624.



VEGETABLE SHREDDING EFFICIENCY

Your vegetable operation presents special challenges, and Loftness has the solutions with a line of shredders designed for consistent and reliable performance.

The Loftness Vegetable 12/24 Multi Crop Shredder uses a specially designed rotor that utilizes our contour knife system, enabling the knives to follow the shape of your vegetable beds. Bed rollers follow the contour of the ground and help push the vegetables into the ground to reduce exposure to the sun. Standard wheel choices are available, and shredder widths range from 12 to 24 feet.

KNIVES



Three different lengths of contour knives can be customized to your bed profile.

REAR LIFT



Hydraulic cylinders provide precise height adjustment for fine-tuning performance and chop.

MOUNTING



Pick from three choices (pull-type, semi- or fully-mounted) based on user preference and mobility.

BED ROLLERS OR VINE CUTTER

Bed rollers **increase cutting accuracy** and help push uncovered vegetables into the ground.



WHEELS AND TIRES



Seven options (including bed rollers) offer different mounting configuration and extra flotation.

PTO



Six choices for different tractor sizes, mounting configurations and increased protection from damage.

BELT SYSTEM



Four- or six-banded belt choices for higher horsepower tractors and extreme use.

SEE THE FULL LIST OF FEATURES AND SPECS AT **LOFTNESS.COM**
or call 800-828-7624.



// STANDARD SHREDDERS

<i>Size</i>	12'	13'	15'	18'	20'	22'	24'	25'	8M	30'
Model Number	144	156	180	216	240	264	288	300	315	360
Cutting Width	144"	156"	180"	216"	240"	264"	288"	300"	315"	360"
Overall Working Width	163"	175"	199"	235"	259"	283"	307"	319"	335"	379"
Height	52"	52"	52"	52"	52"	52"	52"	52"	52"	52"
Max Length In Working	136"	136"	136"	136"	136"	136"	136"	136"	136"	136"
Max Width In Transport	136"	136"	136"	136"	136"	136"	136"	136"	136"	136"
Max Length In Transport	N/A	N/A	N/A	284"	308"	332"	358"	370"	386"	430"
Weight	4000 lbs	4100 lbs	4500 lbs	5400 lbs	6000 lbs	6600 lbs	7500 lbs	7800 lbs	8200 lbs	9300 lbs
Number of Rotors	2	2	2	2	2	2	4	4	4	4
Number of Knives (High Residue/Cotton)	136	152	176	208	232	256	272	288	312	344
Number of Knives (Cupped)	72	80	92	108	120	132	140	148	160	176
Minimum HP	70	80	100	120	130	140	150	160	180	200

// WINDROWERS

<i>Size</i>	SIDE DISCHARGE SHREDDER	
	15'	20'
Model Number	180	240
Cutting Width	180"	240"
Overall Width*	204"	264"
Height	67"	67"
Max Length In Working	179"	179"
Max Width In Transport	N/A	179"
Max Length In Transport	N/A	297"
Weight	9000 lbs	11500 lbs
Number of Rotors	2	2
Number of Knives (Cupped)	48	64
Number of Knives (Side-Slice)	8	8
Minimum HP	120	150

<i>Size</i>	CENTER DISCHARGE SHREDDER	
	15'	20'
Model Number	180	240
Cutting Width	180"	240"
Overall Width	199"	259"
Height	48"	48"
Max Length In Working	166"	166"
Max Width In Transport	N/A	145"
Max Length In Transport	N/A	313"
Weight	5896 lbs	7000 lbs
Number of Rotors	2	2
Number of Knives (Cupped)	48	64
Number of Knives (Side-Slice)	8	8
Minimum HP	120	150

*Includes Transport Hitch



// *Standard Shredder*

// *Side Discharge Shredder*

// *Center Discharge Shredder*

// *Vegetable Shredder*

// VEGETABLE SHREDDERS

Size	12'	13'	15'	18'	24'
Model Number	144	156	180	216	288
Cutting Width	144"	156"	180"	216"	288"
Overall Width	163"	175"	199"	235"	307"
Height	52"	52"	52"	52"	52"
Max Length In Working	142"	142"	142"	142"	142"
Max Width In Transport	142"	142"	142"	142"	142"
Max Length In Transport	214"	226"	250"	286"	358"
Weight	4000 lbs	4100 lbs	4500 lbs	5400 lbs	7500 lbs
Number of Rotors	2	2	2	2	4
Number of Knives on 30' Bed (Contour Knives)	Call For Specs	Call For Specs	6" - 40 8" - 24 10" - 16	Call For Specs	Call For Specs
Number of Knives on 32' Bed (Contour Knives)	6" - 24 8" - 16 10" - 24	Call For Specs	Call For Specs	Call For Specs	Call For Specs
Number of Knives on 34' Bed (Contour Knives)	6" - 24 8" - 16 10" - 24	6" - 24 8" - 16 10" - 28	Call For Specs	6" - 36 8" - 24 10" - 36	6" - 48 8" - 30 10" - 50
Number of Knives on 36' Bed (Contour Knives)	6" - 24 8" - 16 10" - 24	6" - 24 8" - 16 10" - 28	6" - 24 8" - 20 10" - 36	6" - 36 8" - 24 10" - 36	6" - 32 8" - 64 10" - 32
Number of Knives on 38' Bed (Contour Knives)	Call For Specs	6" - 24 8" - 16 10" - 28	Call For Specs	6" - 36 8" - 24 10" - 36	Call For Specs
Number of Knives on 40' Bed (Contour Knives)	Call For Specs	6" - 24 8" - 16 10" - 28	6" - 24 8" - 16 10" - 40	Call For Specs	Call For Specs
Number of Knives on 42' Bed (Contour Knives)	Call For Specs	Call For Specs	6" - 24 8" - 16 10" - 40	Call For Specs	Call For Specs
Number of Knives on 44' Bed (Contour Knives)	Call For Specs	Call For Specs	6" - 24 8" - 16 10" - 40	Call For Specs	Call For Specs
Number of Knives on 46' Bed (Contour Knives)	Call For Specs	Call For Specs	6" - 22 8" - 16 10" - 42	Call For Specs	Call For Specs
Number of Knives on 48' Bed (Contour Knives)	Call For Specs	Call For Specs	6" - 24 8" - 18 10" - 38	Call For Specs	Call For Specs
Minimum HP	70	80	100	120	150



LOFTNESS

SPECIALIZED EQUIPMENT. UNLIMITED INNOVATION.

CROP SHREDDERS FROM LOFTNESS

Standard 12|22
MultiCrop Shredder



Windrow Draper 15|20
Side Discharge Shredder



Vegetable 12|24
MultiCrop Shredder



Standard 24|30
MultiCrop Shredder



Windrower 15|20
Center Discharge Shredder



// GRAIN BAGGING

// CROP SHREDDERS

// SNOW BLOWERS

// VEGETATION MANAGEMENT

// FERTILIZER EQUIPMENT



Call us or ask your local Loftness dealer about the Loftness Crop Shredders.



Loftness Specialized Equipment
P.O. Box 337
Hector, Minnesota 55342 USA

Toll Free US & Canada: 800-828-7624
International 320-848-6266
email: info@loftness.com
www.loftness.com
www.grainlogix.com

Specifications, data, and pricing information herein is subject to change without notice.
CropLogix is a trademark of Loftness Corporation.

L10081 - Crop Shredders - 10/19