


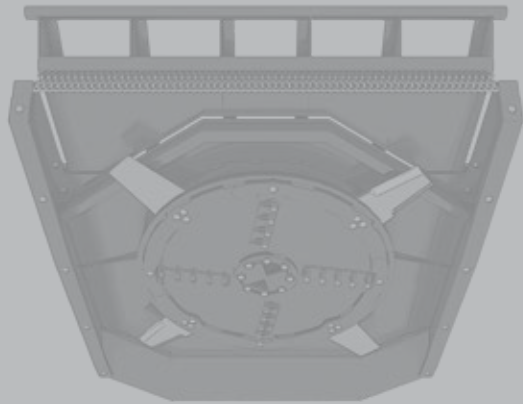


LOFTNESS

AN EMPLOYEE OWNED COMPANY

Kwik Cut

MAKE
QUICK WORK OF
TOUGH VEGETATION





Kwik Cut

For Skid Steers With 28-45 GPM
50-110 Hydraulic Horsepower Required

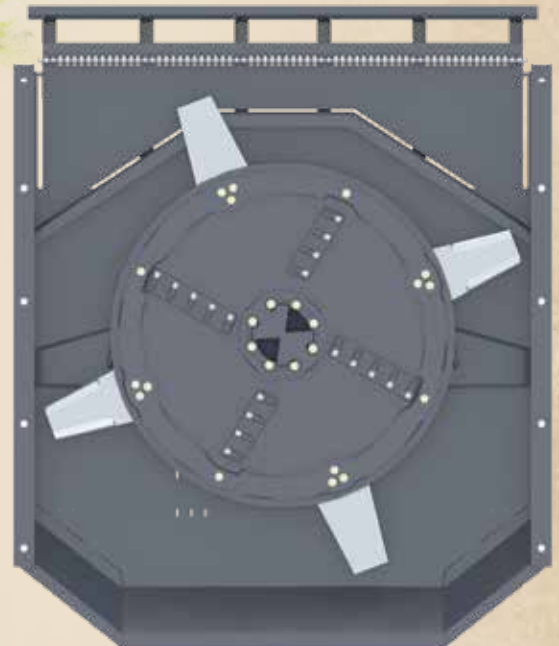
SPECIFICATIONS

Cutters	4 Dual-Edge Blades 18 Cutting Teeth on Underside of Disc
Hydraulic Horsepower Range	50-110 Hydraulic HP
Hydraulic Flow Range	28-45 GPM
Max PSI	5,000 PSI
Width	78" (198.1 cm)
Height	25" (63.5 cm)
Length	92" (233.7 cm)
Weight	2,167 lbs (982.9 kg)

// More Than a Brush Cutter

The Kwik Cut isn't just another brush cutter. It has the Loftness name on it. So you can count on heavy-duty construction and excellent performance backed by superior customer support and an industry-leading two-year warranty.

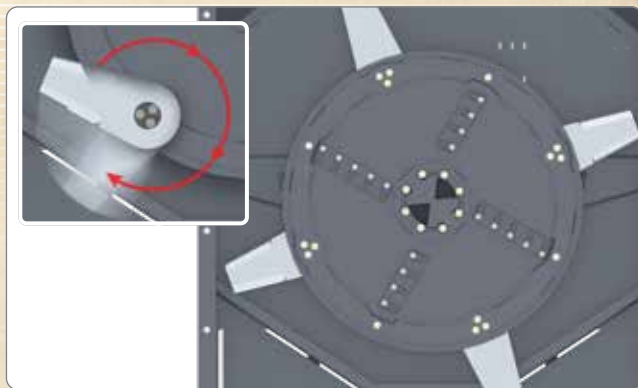
The cutting disc has four beveled blades for slicing through grass, weeds, brush and small trees. The blades are designed to retract on severe impact to minimize damage to the blades or other components. It also has 18 carbide teeth for grinding stumps and brush to the ground. Plus, a unique floating door design helps complete jobs better and faster than anything else on the market.



// KWIK CUT FEATURES



Radial Piston Motor: A 150cc radial piston motor provides instant torque at start-up for fast recovery times. It requires 28-45 GPM up to 5000 PSI and 50-110 hydraulic horsepower.



72-Inch-Diameter Disc: The heavy-duty 72-inch disc produces the optimal inertia for slicing through tough vegetation. The blades are designed to retract on severe impacts to minimize damage to the blades or other components.



Dual-Edge Blades: The disc is equipped with four dual-edge beveled blades. They can be sharpened to maintain cutting performance and reversed to maximize service life.



Carbide Teeth: The Kwik Cut comes standard with 18 carbide teeth mounted on the underside of the disc. They are designed to grind stumps and brush to the ground. The teeth are mounted to the disc with a single bolt, so they can be easily replaced on the jobsite using a common hex socket.



Floating Door: A hinged door at the front of the brush cutter opens when pushed against a tree to expose the blades. When fully opened, the door becomes solid, acting as a tree pusher.



Premium Strength Steel Body and Disc: The entire Kwik Cut body and disc are constructed of premium high-strength steel for maximum durability.

SEE THE FULL LIST OF FEATURES AND SPECS AT LOFTNESS.COM
or call 800-828-7624.



BUILD & PRICE TOOL

Customize your Kwik Cut with our online Build and Price tool. loftness.com/vm-build-and-price



battle
AX Skid-Steer



timber
AX



battle
AX Prime Mover



flail HYDRO
MOWER



battle
AX Tractor



flail PTO
MOWER



battle
AX Excavator



cool flow
Auxiliary Hydraulic Cooler



bad
AX



kwik
TRIM



// GRAIN BAGGING

// CROP SHREDDERS

// VEGETATION MANAGEMENT

// FERTILIZER EQUIPMENT



Call us or visit loftness.com for more information on the Kwik Cut.