




Farm Equipment Ltd.



## PRODUCT CATALOGUE



Bale Handling



Scrapers



Box Blades



Orchard &  
Produce



Snow Blowers

To Find The Nearest Dealer  
Visit: [www.wifo.ca/locator](http://www.wifo.ca/locator) or Scan QR code  
Or Toll Free: 1-800-390-4752






## Square Bale Hugger

- Designed to handle wrapped square bales and also dry and round bales.
- Comes complete with two hydraulic cylinders.

### SPECIFICATIONS

MODEL:	DESCRIPTION:	WEIGHT
SBH-M	Square Bale Hugger comes standard with hoses and couplers and also available with any custom loader mount. Opens to 76" and is 28" when closed. 2 Hydraulic Cylinders.	550 lbs
SBH-HD	Heavy Duty Square Bale Clamp comes standard with hoses and couplers and also available with any custom loader mount. Opens to 87" and is 30" when closed. 2 Hydraulic Cylinders.	975 lbs



SQUARE BALE HUGGER



HEAVY DUTY SQUARE BALE HUGGER



## Single Round Bale Grabber

- Specially designed arms grasp a 3' to 5' bale firmly without damaging the plastic wrapping.
- Designed to fit most standard front end loaders.
- Easily adaptable to your quick-tach brackets (plate).



### SPECIFICATIONS

MODEL:	DESCRIPTION:	WEIGHT
WBG-M	Wrapped Round Bale Grabber opens 66", comes standard with hoses and couplers and also available with any custom loader mount. Cylinder Type: 8" x 3.5" welded cylinder (1 3/4" rod.)	420 lbs

## Double Round Bale Grabber



- Specially designed arms grasps two 3' to 5' bale firmly without damaging the plastic wrapping.
- Designed to fit most standard front end loaders.
- Easily adaptable to your quick-tach brackets (plate).

### SPECIFICATIONS

MODEL:	DESCRIPTION:	WEIGHT
WBG-2	Lifts 2 round bales both arms open 66 inches comes standard with hoses and couplers and also available with any custom loader mount 2 cylinders runs off 1 or 2 sets hydraulics	837 lbs

### Skidsteer Single Bale Spear



- Available with one 32" or 38" spear.
- Skid steer mounted bale spear with capacity up to 2,000 lbs.
- Step-through bale guard.

#### SPECIFICATIONS

MODEL:	DESCRIPTION:	WEIGHT
BSF-S-32	Single prong bale spear with 32 inch spear with Skid Steer mount.	130 lbs
BSF-S-38	Single prong bale spear with 38 inch spear with Skid Steer mount.	140 lbs

### Skidsteer Double & Triple Bale Spear



- Available with two 38" spears or three 32" or 38" spears.
- Skid steer mounted bale spear with capacity up to 2,000 lbs.
- Step-through bale guard.

#### SPECIFICATIONS

MODEL:	DESCRIPTION:	WEIGHT
BSF2-S-38	38" Double Spear. Skid steer mounted bale spear with capacity up to 2,000 lbs.	180 lbs
BSF3-S-32	Large Bales Spear with 3 32" spears with skid steer mount.	270 lbs
BSF3-S-38	Large Bales Spear with 3 38" spears with skid steer mount.	280 lbs

### 3-Point Hitch Double Bale Spear



- Available in Category I and Category II.

#### SPECIFICATIONS

MODEL:	DESCRIPTION:	WEIGHT
BST-38	38" single spear. Two anti-roll tines. Capacity up to 2,000 lbs.	63 lbs
BST2-38	38" double spear. Capacity up to 2,000 lbs	99 lbs

### Front-Mounted Single Loader Bale Spear



- Available with one 32" or 38" spear.
- Designed to fit most front-end loaders.
- Loader arm distance of 50" or less.
- Weld-on or bolt-on mount available.

#### SPECIFICATIONS

MODEL:	DESCRIPTION:	WEIGHT
BSF-32	Single prong Bale Spear with 32" spear with Skid Steer or ALO or direct pin on mount. Available with any custom tractor loader mount	192 lbs
BSF-38	Single prong Bale Spear with 38" spear with Skid Steer or ALO or direct pin on mount. Available with any custom tractor loader mount	202 lbs

### Front-Mounted Double Loader Bale Spear



- Available with two 32" or 38" spears.
- Designed to fit most front-end loaders.
- Loader arm distance of 50" or less.
- Weld-on or bolt-on mount available.

#### SPECIFICATIONS

MODEL:	DESCRIPTION:	WEIGHT
BSF-2-32	Double prong Bale Spear with 2 32" spears with skidsteer or ALO or direct pin on mount. Available with any custom tractor loader mount	234 lbs
BSF-2-38	Double prong Bale Spear with 2 38" spears with skidsteer or ALO or direct pin on mount. Available with any custom tractor loader mount	244 lbs



## Front-Mounted Triple Loader Bale Spear



- Available with three 32" or 38" spears.
- Designed to fit most front-end loaders.
- Loader arm distance of 50" or less.
- Weld-on or bolt-on mount available.

### SPECIFICATIONS

MODEL:	DESCRIPTION:	WEIGHT
BSF-3-32	Large Bale Spear with 3 32" spears with Skid Steer or ALO or direct pin on mount. Available with any custom tractor loader mount	255 lbs
BSFM-3-38	Large Bale Spear with 3 38" spears with Skid Steer or ALO or direct pin on mount. Available with any custom tractor loader mount	265 lbs

## Bucket-Mounted Single Bale Spear



- Easily and quickly attaches to your bucket with bolt or pin.
- Comes standard with two anti-roll tines.
- Equipped with double chains for better distribution of stress on your bucket

### SPECIFICATIONS

MODEL:	DESCRIPTION:	WEIGHT
BSB-38	Single spear. Chain mounted bucket spears are equipped with double chains for better distribution of stress on your bucket.	84 lbs

## Bucket-Mounted Double Bale Spear




- Easily and quickly attaches to your bucket with bolt or pin.
- Comes standard with two anti-roll tines.
- Equipped with double chains for better distribution of stress on your bucket

### SPECIFICATIONS

MODEL:	DESCRIPTION:	WEIGHT
BSB2-38	Double spear. Chain mounted bucket spears are equipped with double chains for better distribution of stress on your bucket.	120 lbs

## Round Bale Spinner

- The most economical unit to move and feed round bales.
- Equipped with a hydraulic motor and cushion valve which allows you to precisely control the rotation speed and the rotating direction.
- The two European style spears assure easy penetration of the bale and provide excellent stability.



### SPECIFICATIONS

MODEL:	DESCRIPTION:	WEIGHT
RBS-S	Designed for all skid steer loaders and front end loaders with similar systems.	310 lbs
RBST	3-point hitch round bale spinner with adjustable height	350 lbs

## 3-Point Hitch Bale Unroller

- Saves you time by allowing the quick unrolling of round bales.
- Will handle 4' width bales up to 6' in diameter and opens to 56" and is 36" when closed.



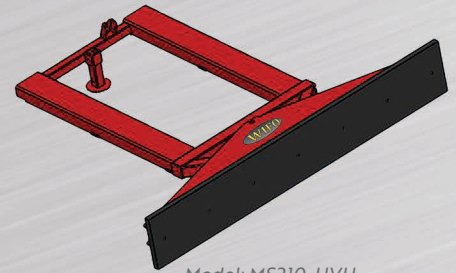
### SPECIFICATIONS

MODEL:	DESCRIPTION:	WEIGHT
BU	Opens to 56" and is 36" when closed.	215 lbs
BUHD	Heavy duty Bale Unroller. Opens 64".	310 lbs



## Rubber Scrapers

- Heavy duty rubber scraper for use on farmyard, roads, stables.
- Reconditioned rubber reinforced with steel-wire.
- Durable rubber available for feed alleys and damage delicate floors.
- Rubber is reversible.
- Oversized model to connect to reach loaders and shovels.
- Working width approximately 104"
- Standard model can be used both on tractor three-point linkage (cat. II) and forklift.



Model: MS210-HVH

### SPECIFICATIONS


MODEL	DESCRIPTION	WORKING WIDTH	WEIGHT
<b>3-POINT HITCH</b> MS275-S	Fixed model	104 in.	300 lbs
<b>FORK MOUNTED</b>	MS210-HV	Mech. rotatable in 3 positions	78 in.
	MS210-HVH	Hydr. rotatable	78 in.
	MS275-H	Not rotatable	104 in.
<b>LOADER MOUNTED</b>	MS275-UZ	Fixed model	104 in.
	MS325-UZ	Fixed model	124 in.



Model: MS275-S

Please Contact Your Nearest Dealer For Pricing  
(To Find Your Nearest Dealer See Front Cover)

Made in Canada



**SWITCHBACK**

Box Blades

### Landscape Grading



The Wifo Switchback is the box blade scraper that doubles as a snow pusher.

Grading and leveling is easily done with the Switchback's replaceable cutting edges on both the inside and outside of the box. The adjustable rippers featuring replaceable teeth prepare hard packed surfaces for smooth grading.

When the snow falls, the Switchback becomes a front mount snow pusher simply by bolting on the mount plate and removing the rippers and 3PH links.

For extra clearing width and capacity, pin on the optional 6-inch extensions.

### Snow Removal



Contact Wifo today to get the most versatility out of your tools with the Wifo Switchback box blade and snow pusher.

#### SPECIFICATIONS

MODEL	RIPPER TEETH		WEIGHT
BB48	48"	Cat 1 2 reversible cutting edges	300 lbs
BB60	60"	Cat 1 2 reversible cutting edges	400 lbs
BB66	66"	Cat 1 2 reversible cutting edges	450 lbs
BB72	72"	Cat 1 2 reversible cutting edges	525 lbs
BB84	84"	Cat 1 2 reversible cutting edges	575 lbs
BB96	94"	Cat 1 2 reversible cutting edges	600 lbs

OPTIONAL	DESCRIPTION
BBSS	Bolt on Skid Steer Plate only available for 60" and above
BBW	Pin on wings to convert to snow blade
BSK	Bolt on adjustable steel wear shoes



### 3-Point Hitch Pallet Forks

#### SPECIFICATIONS

MODEL	DESCRIPTION	TINE LENGTHS	HITCH CATEGORY	WEIGHT
PC	Fixed tines	42" or 48"	1 or 2	160 lbs
APS	Adjustable, Folding	42" or 48"	1 or 2	350 lbs
APSFx	Adjustable, Non-folding	42" or 48"	1 or 2	350 lbs



Model: APS



Model: APSFX



Model: PC





### 3-Point Hitch Forklift

- Equipped with folding tines and tow hitch allowing you to pull wagons etc. without removing the forklift.

#### SPECIFICATIONS

MODEL	CHAINS	LIFT HEIGHT	RETRACTED HEIGHT	LIFTING CAPACITY	CATEGORY	WEIGHT
H160 / 150	1	59 in.	65 in.	3,500 lbs	1	540 lbs
H200 / 1600	1	78 in.	75 in.	3,500 lbs	1	630 lbs
H240 / 1600	1	94 in.	83 in.	3,500 lbs	1	678 lbs
H240 / 2000	2	94 in.	83 in.	4,400 lbs	2	850 lbs
H280 / 1600	1	110 in.	91 in.	3,500 lbs	1	703 lbs
H280 / 2000	2	110 in.	91 in.	4,400 lbs	2	890 lbs

OPTIONAL	DESCRIPTION	WEIGHT
Stack Holder	Fully Adjustable and top springs for smoother transport, Call for more information	
60" Hose	Optional 60" Hose Kits with pioneer couplings for all fork lifts	
SS	Optional Side Shift 8" complete cylinder less hoses	70 lbs
H200EH	12V electric diverter valve for forklift to run side shift and lift cylinder with a single remote	20 lbs



• Optional Loader Mount Forklift



• Optional Stack Holder

### Optional Side Shift

- Turn any WIFO 3PH fork lift into a side shifting fork lift
- Easily shift your load from side to side
- 8 inches of travel to each side
- 3PH category 2 hook up





# Snow Blowers

## Hydraulic Skidsteer Mount



### HYDRAULIC SKIDSTEER MOUNT OPTIONS:

- Hydraulic hood rotator (controlled in cab by a single remote without stopping the blower)
- Hydraulic hood deflector (controlled in cab by a single remote without stopping the blower)

### HYDRAULIC SKIDSTEER MOUNT

Model	Width	Fan Diam.	Fan Width	Fan Mat. Thickness	Back Thickness	Auger Diam.	Snow Blower Height	Chain Size	Weight (lbs)
WSH48	48"	18"	6	0.25	0.125	16"	22"	50H	1100
WSH60	60"	26"	8	0.375	0.125	16"	24"	60H	1200
WSH66	66"	26"	8	0.375	0.125	16"	24"	60H	1300
WSH72	72"	28"	8	0.375	0.125	16"	24"	60H	1400
WSH78	78"	28"	8	0.375	0.125	20"	29"	60H	1475
WSH84	84"	30"	8	0.375	0.125	20"	32"	80H	1500
WSH96	96"	30"	10	0.375	0.375	20"	36"	80H	1600

### OPTIONAL SKIDSTEER ACCESSORIES

Model	Description
WHL14	Low Flow 14-17 GPM Direct Mount to Gear Box
WHL18	Low Flow 18-21 GPM Direct Mount to Gear Box
WHL20	Low Flow 22-25 GPM Direct Mount to Gear Box
WHF26	High Flow 26-30 GPM Direct Mount Motor to Gear Box
WHF30	High Flow 30-40 GPM Direct Mount Motor to Gear Box
WHHT	Hydraulic Hood Turn option - runs off Return Line of Motor with Directional Valve
WHHTR	Hydraulic Hood Turn with Separate Remote - runs off Auxiliary Hydraulics from Machine
WHHD	Hydraulic Deflector option - runs off Return Line of Motor with Directional Valve
WHHDT	Hydraulic Hood Turn & Hood Deflector option - runs off Return Line of Motor & 12V Power
WBDF	Drift Cutters for all Wifo Blowers 3 Point Hitch and Hydraulic
WBMH	Manual Hood Turn for Wifo Blowers



### 3-Point Hitch Mount



#### 3-POINT HITCH SINGLE AUGER

Model	Width	Fan Diam.	Fan Width	Fan Mat. Thickness	Back Thickness	Auger Diam.	Snow Blower Height	Chain Size	Weight (lbs)
WB46	46"	18"	8"	0.25	0.125	16"	22"	50H	450
WB54	54"	22"	8"	0.25	0.125	16"	24"	60H	500
WB60	60"	22"	8"	0.25	0.125	16"	24"	60H	575
WB68	68"	22"	8"	0.25	0.125	16"	24"	60H	650
WB72	72"	26"	8"	0.375	0.125	20"	29"	60H	1000
WB78	78"	27"	10"	0.375	0.125	20"	32"	60H	1100
WB84	84"	27"	10"	0.375	0.125	20"	32"	60H	1150
WB96	96"	30"	12"	0.375	0.375	20"	36"	80H	1200
WB102	102"	30"	12"	0.375	0.375	20"	36"	80H	1250

#### 3-POINT HITCH MOUNT OPTIONS:

- Manual hood rotator (hydraulic hood rotator comes standard)
- Hydraulic hood deflector (controlled in cab by a single remote without stopping the blower)

### 3-Point Hitch Mount Double Auger



#### 3-POINT HITCH DOUBLE AUGER

Model	Width	Fan Diam.	Fan Width	Fan Mat. Thickness	Back Thickness	Auger Diam.	Snow Blower Height	Chain Size	Weight (lbs)
WBD84	84"	30"	10"	0.375	0.188	16"	41"	60H	1600
WBD96	96"	32"	12"	0.375	0.188	16"	41"	80H	2000
WBD102	102"	32"	12"	0.375	0.188	16"	41"	80H	2200
WBD109	109"	32"	13"	0.375	0.188	16"	41"	80H	2400
WBD120	120"	32"	13"	0.375	0.188	16"	41"	100H	2800

#### OPTIONAL 3 POINT HITCH ACCESSORIES

Model	Description
WBMH	Manual Hood Turn Option for Snow Blowers - Deduct \$150 from Original Price
WBHD	Hydraulic Hood Deflector for all Wifo 3 Point Hitch Snow Blowers - Uses Separate Remote
HTHD	Hydraulic Hood Deflector & Hood Rotator with Diverter Valve to use One Remote
WBDF	Drift Cutters for all Wifo Snow Blowers - 3 Point Hitch & Hydraulic

# Pull Snow Blower



## 3-Point Hitch Pull Type Snow Blower

*Pull Type Snow Blower with Hydraulic hood turn, reversible Cutting edge, Skid shoes*

### GEARBOXES

- Aluminum Gearboxes on 46" to 68"
- Cast Iron Gearboxes on 72" to 102"



### 3 POINT HITCH PULL TYPE SNOW BLOWERS

Model	Width	Fan Diam.	Fan Width	Fan Mat. Thickness	Back Thickness	Auger Diam.	Snow Blower Height	Chain Size	Weight (lbs)
WBPT46	46"	18"	6"	0.25	0.15	14"	22 po.	50H	500
WBPT54	54"	22"	8"	0.25	0.15	14"	24 po.	60H	575
WBPT60	60"	22"	8"	0.25	0.188	14"	24 po.	60H	625
WBPT68	68"	22"	8"	0.25	0.188	14"	24 po.	60H	675
WBPT72	72"	26"	8"	0.375	0.188	16"	29 po.	60H	1075
WBPT78	78"	27"	10"	0.375	0.188	20"	32 po.	60H	1200
WBPT84	84"	27"	10"	0.375	0.188	20"	32 po.	60H	1250
WBPT96	96"	30"	12"	0.5	0.25	20"	36 po.	80H	1325
WBPT102	102"	30"	12"	0.5	0.25	20"	36 po.	80H	1375

### 3 POINT HITCH PULL TYPE SNOW BLOWER OPTIONS

Model	Description
WBMH	Manual Hood Turn Option for Snow Blowers - Deduct \$150 from Original Price
WBHD	Hydraulic Hood Deflector for all Wifo 3 Point Hitch Snow Blowers - Uses Separate Remote
HTHD	Hydraulic Hood Deflector & Hood Rotator with Diverter Valve to use One Remote



# Orchard & Produce

## Fork Mounted Produce Basket

### SPECIFICATIONS

MODEL	WIDTH	DEPTH	HEIGHT	VOLUME	CENTER OF GRAVITY	WEIGHT	
<b>FORK MOUNT</b>	HOD-150	59 in.	61 in.	33 in.	1.44 yd <sup>3</sup>	35 in.	860 lbs.
	HOD-175	68 in.	61 in.	33 in.	1.70 yd <sup>3</sup>	35 in.	904 lbs.
	HOD-200	78 in.	61 in.	33 in.	1.96 yd <sup>3</sup>	35 in.	926 lbs.
	HOD-225	88 in.	61 in.	33 in.	2.22 yd <sup>3</sup>	35 in.	992 lbs.
<b>DIRECT MOUNT</b>	HOD-150F	59 in.	61 in.	33 in.	1.44 yd <sup>3</sup>	31.5 in.	860 lbs.
	HOD-175F	68 in.	61 in.	33 in.	1.70 yd <sup>3</sup>	31.5 in.	904 lbs.
	HOD-200F	78 in.	61 in.	33 in.	1.96 yd <sup>3</sup>	31.5 in.	926 lbs.
	HOD-225F	88 in.	61 in.	33 in.	2.22 yd <sup>3</sup>	31.5 in.	992 lbs.
<b>FORK MOUNT HEAVY DUTY</b>	HOD-Z-200	78 in.	61 in.	33 in.	1.96 yd <sup>3</sup>	35.4 in.	1433 lbs.
	HOD-Z-225	88 in.	61 in.	33 in.	2.22 yd <sup>3</sup>	35.4 in.	1488 lbs.
	HOD-Z-250	98 in.	61 in.	33 in.	2.48 yd <sup>3</sup>	35.4 in.	1543 lbs.
	HOD-Z-275	108 in.	61 in.	33 in.	2.75 yd <sup>3</sup>	35.4 in.	1598 lbs.



- Extremely robust bulk bucket for industrial applications.
- Double hinge device for a minimum of loss in dump height.
- All rotating points have bearings.
- Complete with hydraulic hoses and quick connectors.

## Forklift Box Rotator

**Black Forks are sold separately**



- Rotator with a rotation angle of 180° (left rotation as standard).
- Extremely open construction for optimal visibility.
- High quality tipping shaft with sleeve bearing.
- Available with adapter plates for front end loader and skidsteer.
- Fixed or folding side tine.
- Fixed or folding tine adjustable in width
- Weld on sleeve for folding side tine
- Adapter frame for skid steer and front loader

### SPECIFICATIONS

MODEL	MAX. LOAD	CARRIER HEIGHT	THICKNESS	CENTRE OF GRAVITY	HEIGHT SIDE TINE	CARRIER WIDTH	WEIGHT
K53a-I Fixed	5511 lbs.	Class II; 16 in.	6.3 in.	5.15 in.	5.15 in.	39.40 in.	518 lbs.
K53a-O Folding	5511 lbs.	Class II; 16 in.	6.3 in.	6.5 in.	26 in.	39.40 in.	584 lbs.
K53c-I Fixed	7716 lbs.	Class III; 508 in.	6.7 in.	5.2 in.	18 in.	47.25 in.	683 lbs.
K53c-O Folding	7716 lbs.	Class III; 508 in.	6.7 in.	5.75 in.	30 in.	47.25 in.	760 lbs.

\*Calculated from the top of the fork to the bottom of the fork carrier

**NEW**

# Power Rake




## Hydraulic Skidsteer Mount Power Rake

*For leveling and reconditioning gravel driveways and yards*

### POWER RAKE FEATURES:

- Hydraulic angle adjustment (controlled in cab by a single remote without stopping the operation)
- Hydraulic forward and reverse rake drum rotation



### HYDRAULIC POWER RAKE

Model	Width	Drum Size	Teeth On Drum	Length Of Teeth	Front Wheel Size	Hydraulic Requirements	Attachment Hook up	Hydraulic Angle	12V for Angle Required	Case Drain Required	Weight (lbs)
RAM-48	48"	9"	48"	1.25	16x6.5 Air	10-14 GPM	Mini Skid steer	Yes	Yes	Yes	600 lbs
RA-60	60"	9"	60"	1.25	18x8.5 Air	12-22 GPM	UQA	Yes	Yes	Yes	850 lbs
RA-72	72"	9"	72"	1.25	18x8.5 Air	12-22 GPM	UQA	Yes	Yes	Yes	1000 lbs
RA-84	84"	9"	84"	1.25	18x8.5 Air	12-22 GPM	UQA	Yes	Yes	Yes	1200 lbs





## **Farm Equipment Ltd.**

4181 Boomer Line RR #1  
St. Clements, ON N0B 2M0  
Toll Free: 1.800.390.4752  
Fax: 1.519.699.5655  
[www.wifo.ca](http://www.wifo.ca)



Made in Canada



Powder Coat Finish



Pick your Color